

# Guided Tour

Your guide to getting started with  
Britannica® LaunchPacks™ : Science



## **PG 4 Welcome**

What are LaunchPacks?

## **PG 5 Home Page**

Features of the LaunchPacks Home Page

## **PG 6 Inside a Pack**

What's Inside a Pack? Articles, Images, Videos and much much more

## **PG 7 Curriculum Standards**

View Curriculum Related to a Pack

## **PG 8 Articles**

Features and Tools within an Article

## **PG 9 Annotating an Article**

Learn How to Annotate an Article

## **PG 10 Media: Images and Videos**

Features and Tools within an Image or Video

## **PG 11 Customizing a Pack**

Learn How to Customize the Contents within a Pack

## **PG 12 Schedule a Pack**

How to Schedule a Pack for Later Use

## **PG 13 Classes**

How to Create a Class and Invite Students

## **PG 14 Activities: Learning Strategies**

Add Learning Strategies to a Pack

## **PG 15 Activities: Question Sets**

Add Question Sets to a Pack

## **PG 16 Save, Preview & Assign**

Save and Preview an Activity before you Assign it to a Class

## **PG 17 Review Student Progress**

View and Monitor Student Progress

## **PG 18 My LaunchPacks**

How to Create a My LaunchPacks Account

## **PG 19 English as a Second Language**

Tools for Students Learning English as a Second Language or Dialect.

## **PG 20 Notes**


Notes Page

## **PG 21 Contact Us**

Our Contact Details

# Welcome

[packs.eb.com/science](https://packs.eb.com/science)

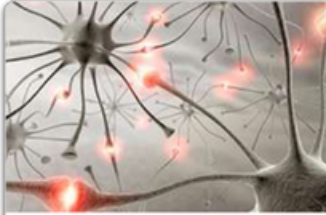


**Dinosaurs: Duck-Billed Dinosaurs and Their Relatives**

*This Pack contains:*

- 5 Articles
- 3 Images
- 1 Video

GRADES 6-8




**The Nervous System**

*This Pack contains:*

- 7 Articles
- 3 Images
- 2 Videos

GRADES 9-12




**Earth's Layers**

*This Pack contains:*

- 5 Articles
- 4 Images
- 1 Video

GRADES 9-12



**Lighting Systems**

*This Pack contains:*

- 1 Article
- 5 Images
- 2 Interactives

GRADES PRE-K-2

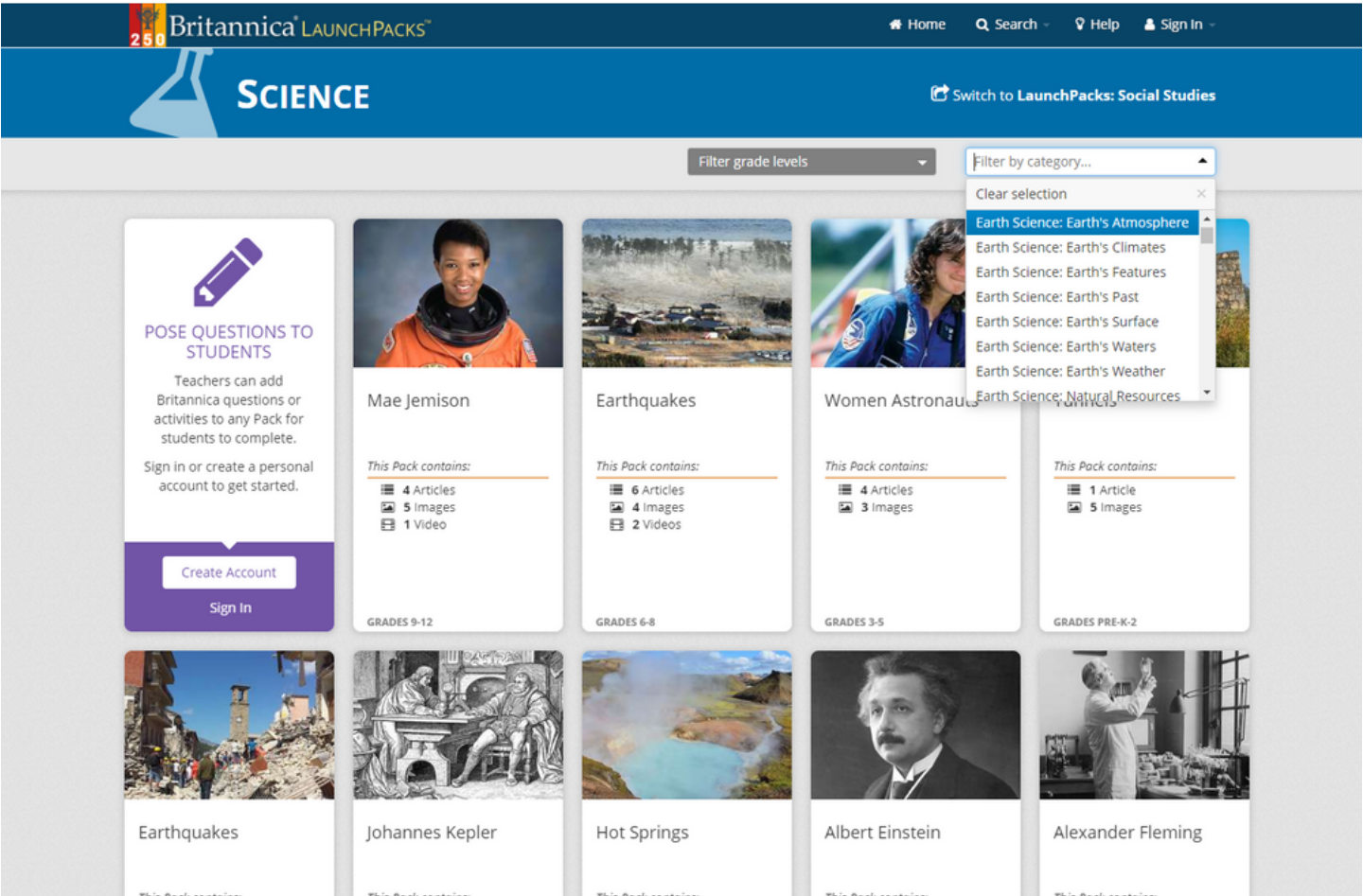
## Welcome to Britannica LaunchPacks: Science!

You now have access to thousands of individually curated, ready-to-use content sets covering topics from your curriculum. Whether it's Earth Science, Life Science, Physical Science or Space Science - it's time to start exploring with your class!

**LaunchPacks save planning time and build active engagement with tools such as activities, annotation and customization!**



# Home Page

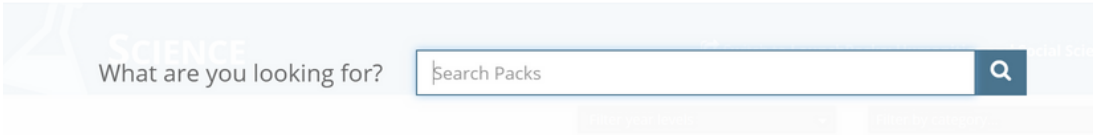


## LaunchPacks

Each LaunchPack contains a variety of content types including Articles, Images, Videos, Primary Sources and Websites.

## Search and Filter

You can filter Packs in 4 levels: Grade Pre-K-2, Grades 3-5, Grades 6-8 and Grades 9-12 or by Category. Search for a particular Pack using keywords or phrases.



# Inside a Pack

## Customize Content

Customize to edit a pack's contents. More information on Page 10.

## Activities

Build critical thinking and inquiry skills by adding Activities to a Pack.

## Curriculum Standards

View Curriculum Standards related to this Pack.

## Assign

Assign a Pack to task your students with reading or pre-work activities.

The screenshot shows the 'The Solar System' LaunchPack interface. At the top, a dark blue header contains the Britannica LAUNCHPACKS logo, navigation links (Home, Search, Notifications, Help), and a user profile (Hannah). Below the header, a large blue banner features a spiral galaxy image and the title 'The Solar System' for GRADES 6-8, with a link to see the pack for other grade levels. A secondary navigation bar includes 'LaunchPack', 'Customize', 'Activities', 'Favorite', 'Assign', and 'Send to'. A white box below the banner offers to 'View Curriculum Standards related to this Pack.' The main content area, titled 'LaunchPack', displays a grid of resources. On the left, a 'Quick Assign' button is prominent. The grid includes an article titled 'solar system' with a descriptive paragraph and a 'Britannica Note', a video titled 'Sun' (1:45), and an image of a galaxy. A 'Content Type: All' filter is visible on the right. Arrows from the text blocks above point to the 'Customize' button, the 'Activities' button, the 'View Curriculum Standards' box, and the 'Assign' button respectively.

## Multimedia Content

Find level-appropriate articles, images, videos, primary sources or websites related to the topic.


## Share or Save Content

Share content via E-mail or Google Classroom. Click the Favorite Star to save a Pack.

## Schedule

Schedule a Pack to your personal calendar and receive reminders closer to the due date.

# Curriculum Standards



## The Solar System

GRADES 6-8 | See this Pack for GRADES PRE-K-2, GRADES 3-5, or GRADES 9-12

[← Back to The Solar System](#)

CURRICULUM STANDARDS RELATED TO:  
Colorado 21st Century Skills and Readiness Competencies

Showing 1 standard(s) for Grade(s) 6th - 8th

**21st Century Skills and Readiness Competencies**

Science (2009)

- Eighth Grade**
  - S.3 — Earth Systems Science**
    - S.3.GLE.3** — The solar system is comprised of various objects that orbit the Sun and are classified based on their characteristics
      - S.3.GLE.3.IQ** — Inquiry Questions:
        - S.3.GLE.3.IQ.1** — How are the various bodies in the solar system similar and different?
        - S.3.GLE.3.IQ.3** — Why do objects such as satellites, Moons and planets stay in orbit?
      - S.3.GLE.3.N** — Nature of Science:
        - S.3.GLE.3.N.2** — Recognize that our current understanding of the solar system has developed over centuries of studies by many scientists, and that through continued scientific investigations and advances in data collection, we will continue to refine our understanding of the solar system.
    - S.3.GLE.4** — The relative positions and motions of Earth, Moon, and Sun can be used to explain observable effects such as seasons, eclipses, and Moon phases
      - S.3.GLE.4.RA** — Relevance and Application:

### View Related Curriculum Standards for:

Subject

☒ Science

☐ English Language Arts

Standards Framework

Colorado 21st Century Skills and Readiness

Grade or Grade Range

6th - 8th

View Results

You can also view Packs related to specific curriculum standards:

Subject

☒ Science

☐ English Language Arts

Standards Framework

Tennessee Academic Standards

Grade

Choose a Grade

View Results

## View Curriculum Standards Related to a Specific Pack

View related Curriculum Standards for each specific Pack, filter via Subject, Standards Framework or Grade Range.

## View Packs Related to Specific Curriculum Standards

You can also view Packs related to specific curriculum standards. Filter via Subject, Standards Framework or Grade.

# Articles

## Table of Contents

Expand or collapse the table of contents using the + or - symbols.

## Article Reading Level

Articles have multiple Reading Levels. Individuals can use the level labels to switch to content most suited to their ability.

## Page Tools

Use Page Tool controls to reduce or enlarge text size, print the full article, generate a citation, translate the article or create an article excerpt.

## Dictionary

Double-click any word to see a Quick-Click dictionary definition! Powered by Merriam-Webster.



## Read Aloud

Click play to hear the article read aloud.



# Annotating an Article

## Annotation Mode

Click to switch to Annotation mode within an article.

## Highlight and Annotate

Highlight any text and click the Pencil icon that appears. Type your annotation and click Save.

## Categorize Annotations

Organize and color-code your annotations by selecting a Category. E.g. Question or Vocabulary.

The screenshot displays the Britannica LaunchPacks interface. At the top, there's a navigation bar with 'Home', 'Search', 'Notifications', 'Help', and a user profile 'Hannah'. Below this, a breadcrumb trail shows 'Back to The Solar System Pack'. The main article area is titled 'solar system' and 'Introduction'. The text is annotated with highlights in purple, pink, and green. A diagram of the solar system is shown at the bottom. On the right, the 'Annotation Tools' section shows 'All Categories (5)' and icons for email, download, and print. Below this, a list of 5 annotations is shown, each with a category icon (Evidence, Connection, or Question) and a brief description of the annotation.



## Sharing Annotations

Click the envelope icon under Annotations Tools to share your annotations via Email.



## Download Annotations

You can also download your annotations as a formatted Word or PDF document.

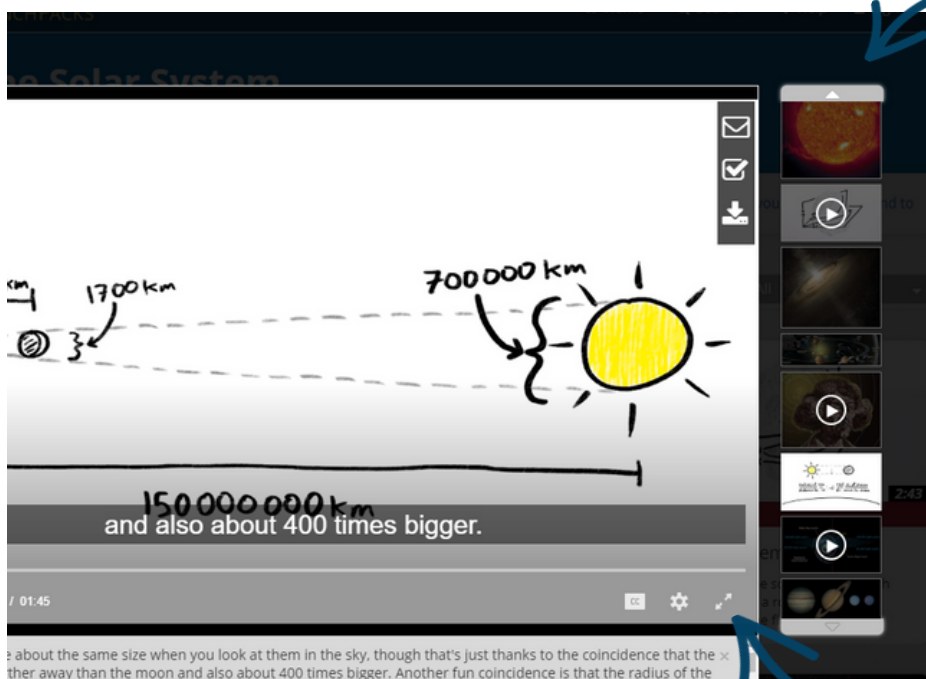
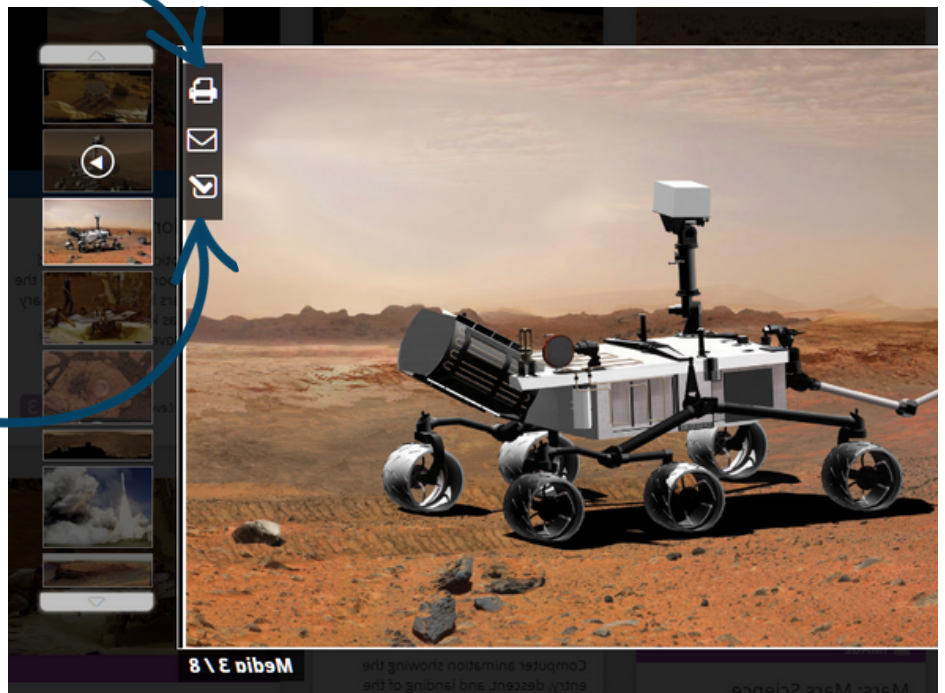
# Media Tools: Images & Videos

## Media Sharing

Share the media using Email.  
Download a video or Print an image.

## Generate Citation

Click to generate a Citation for the media.



## Media Slider

Scroll through the slider to view other media files from the same Pack.

## Media Player Tools

Use the video controls to play a video with Closed Captions (CC) or watch videos in full screen.

# Customizing a Pack

The screenshot shows the 'The Solar System' LaunchPack interface. At the top, the Britannica LAUNCHPACKS logo is on the left, and navigation links (Home, Search, Notifications, Help) and a user profile (Hannah) are on the right. Below the header, a green banner displays the pack title 'The Solar System' and a 'GRADES 6-8' dropdown menu. A circular image of a spiral galaxy is on the left. Below the banner, tabs for 'LaunchPack', 'Customize', and 'Activities' are visible, with 'Customize' being the active tab. To the right of the tabs are buttons for 'Discard Changes' and 'Save Changes'. The main area is titled 'Customize Pack Contents' and includes a 'Content Type: All' dropdown. The content is organized into four columns: 1. 'Hannah's Note' (green box) with a note about watching a video and studying an article, and a 'Remove Note' button. 2. 'ARTICLE' (blue box) for 'solar system' with a description, a 'Britannica Note' about the solar system's composition, and an 'Add a note' button. 3. 'Add Custom Content' (green box) with buttons for 'Upload a Document', 'Add an External Link', 'Choose a Graphic Organizer', and 'Add a KAHOOT! Quiz'. 4. 'VIDEO' (red box) for 'Sun' with a description and an 'Add a note' button. Below the video is an 'IMAGE' (purple box) for 'planets' with a description. The bottom of the interface shows an 'Article Reading Level' indicator with levels 1, 2, and 3.

## Editing the Title

Update the title of the Pack and add notes or instructions.

## Custom Content

Add your own Custom Document or Web Link to the Pack.

## Graphic Organizers

Add pre-created Graphic Organizers to scaffold student work.

## KAHOOT! Quiz

Insert your own KAHOOT! Quiz to assess student knowledge.

**Kahoot!**

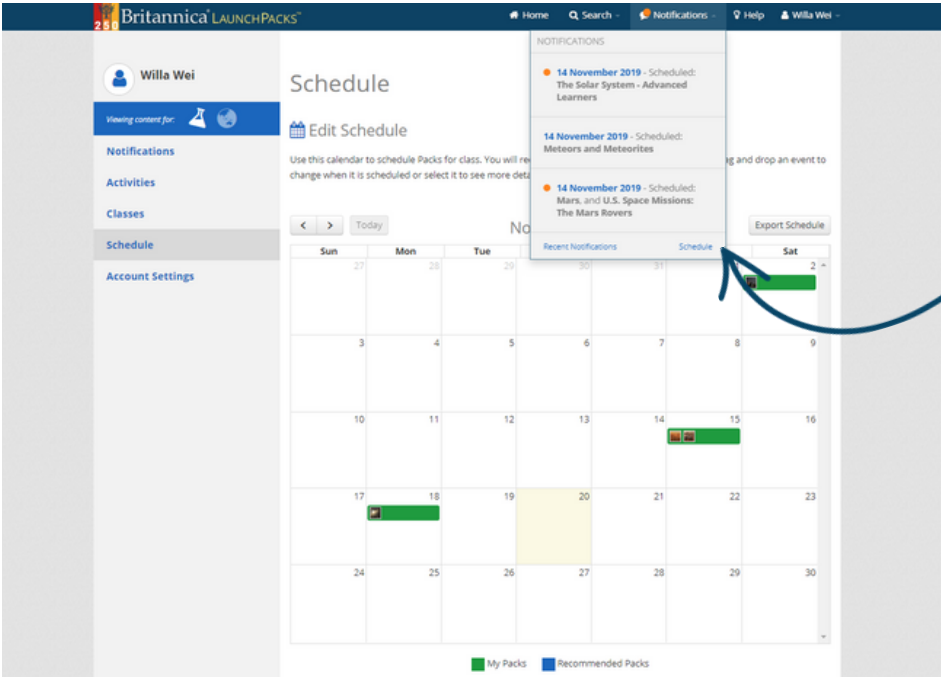
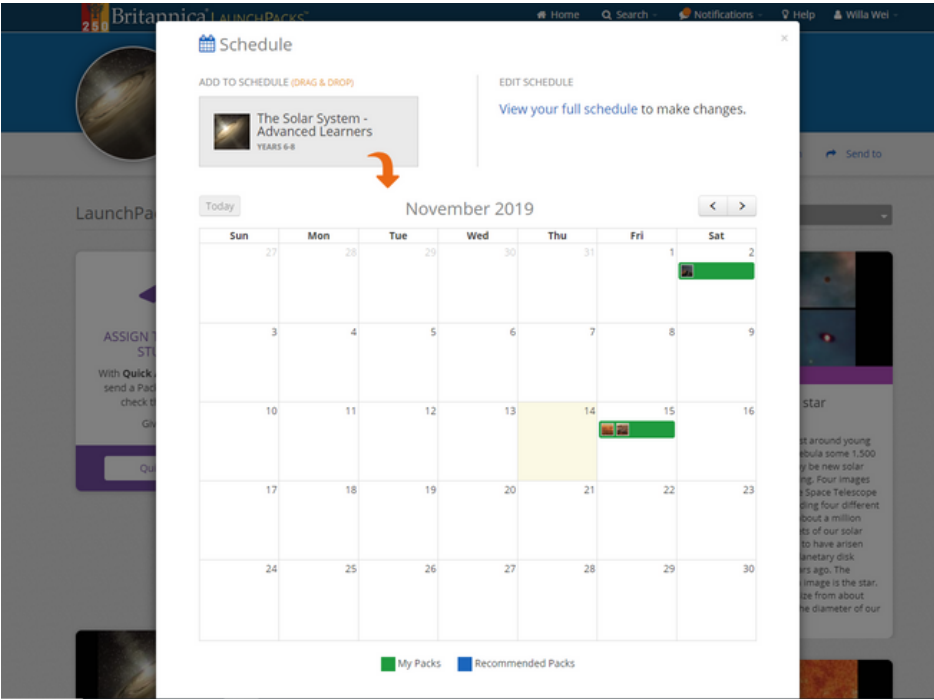
# Schedule a Pack

## Schedule a Pack

Schedule a Pack to your Personal Calendar using the Send to drop-down.

## Collection of Packs

Drag and drop a Pack to any date to receive notifications as the date approaches. Create a Collection when you add 2 or more Packs to a date.



## Schedule Dashboard

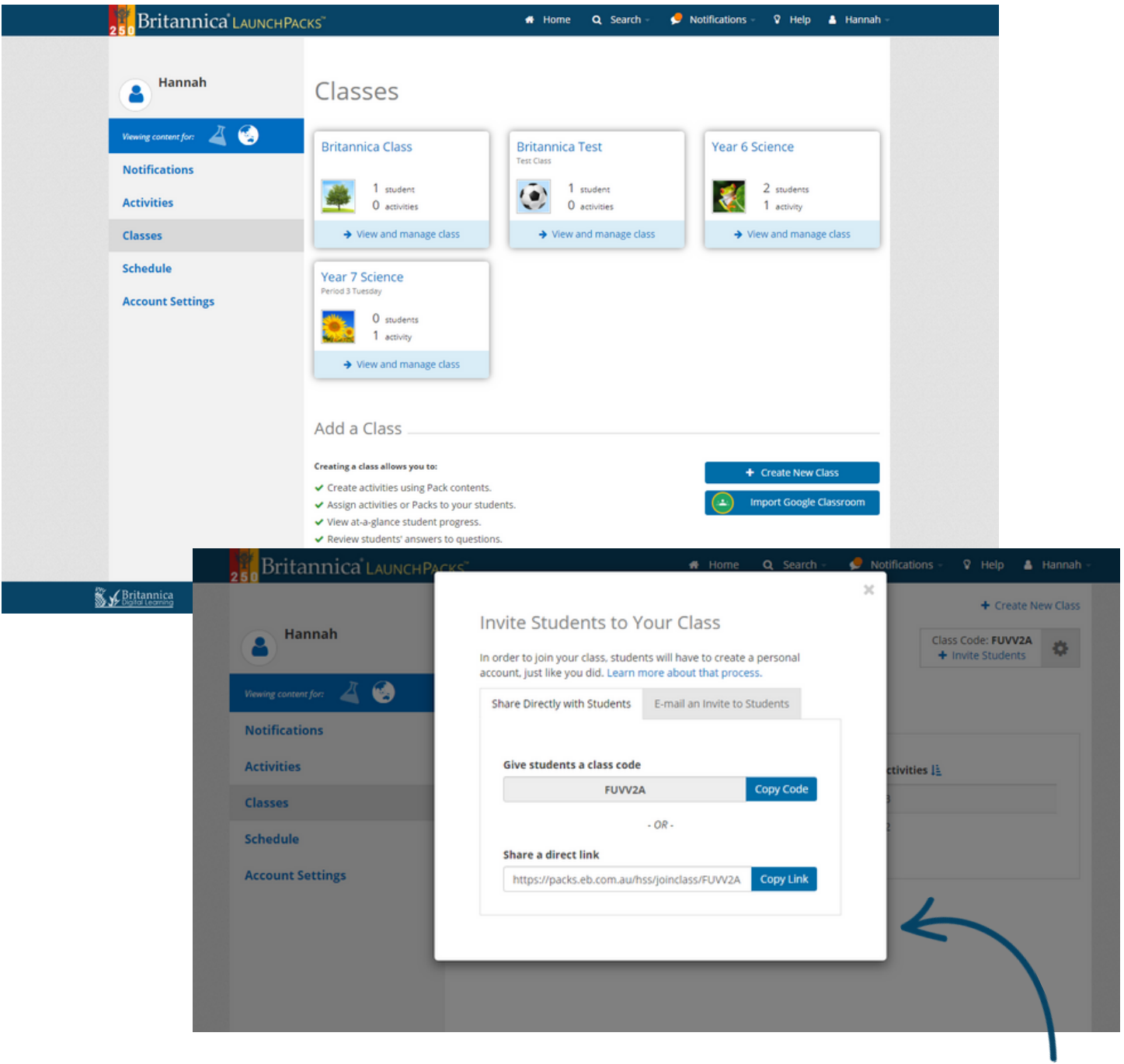
Visit your Schedule Dashboard via your Account or a Notification.

## Export your Schedule

Export your Packs calendar in ICS format to add to your preferred personal calendar.



# Classes



## Create a Class

Create a class for each group of students you teach or group learners with similar learning needs and styles.

## Import from Google

Import existing classes from your Google Classroom account.

## Invite Students

Invite students to join the class using a Class Code, Email or Direct Class Link.

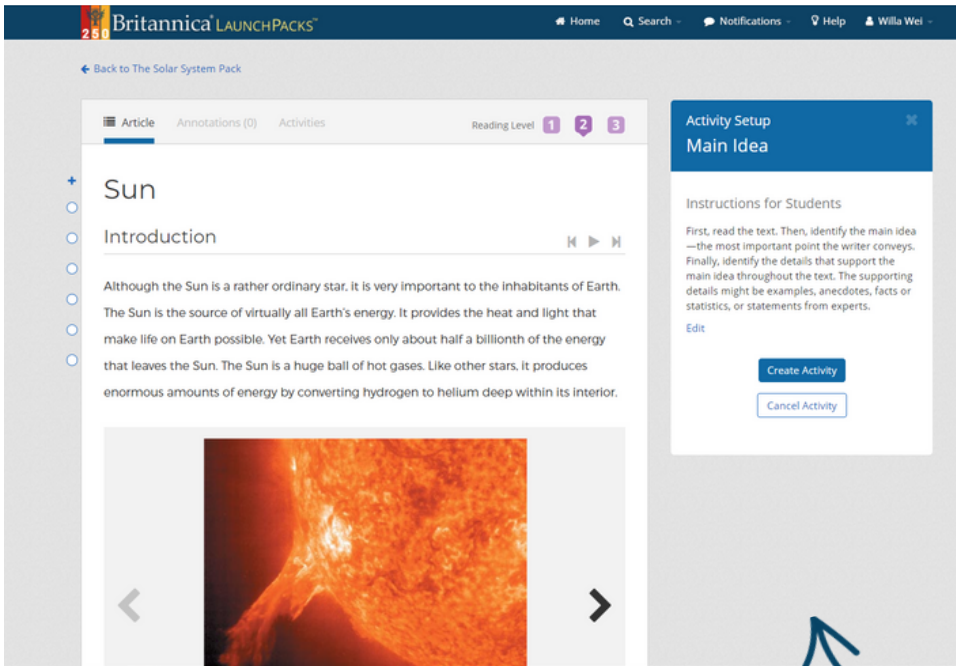
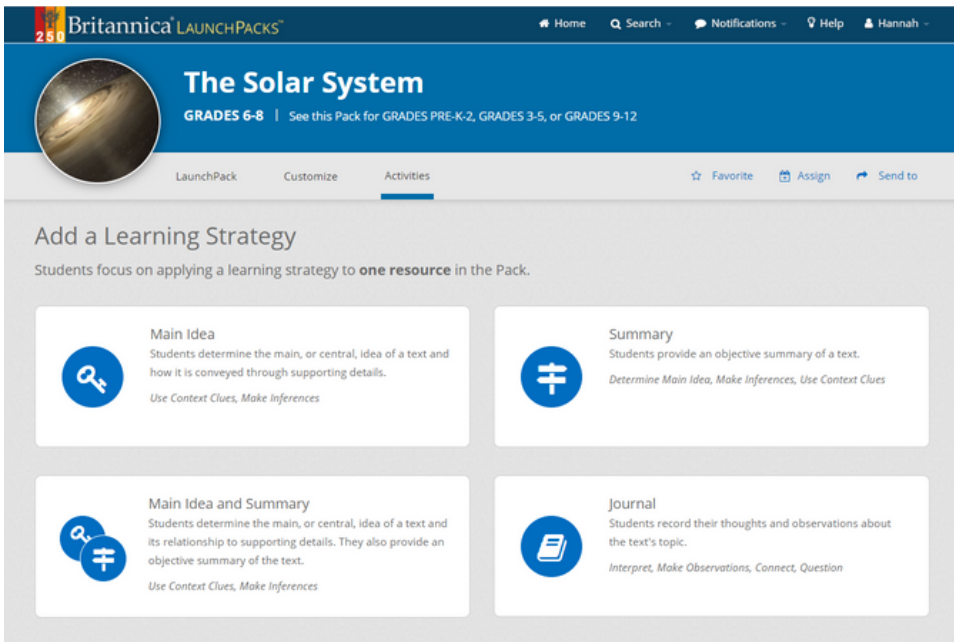
# Activities: Learning Strategies

## Learning Strategies

Learning Strategies are skill-building exercises that develop subject area literacy.

## Types of Strategies

Click "Activities" to select from 4 Learning Strategies: Main Idea, Summary, Main Idea & Summary & Summary and Journal.



## Choose a Resource

Select a focus resource for the Learning Strategy: you can use an excerpt or the full text.

## Edit the Instructions

Edit or save the default instructions. You can assign multiple Learning Strategies to a single resource.

# Activities: Question Sets

## Question Sets

Question Sets challenge students to explore the contents of a Pack and find answers.

## Starter Sets

Created by Britannica experts, these open-ended questions can apply to many topics. Use a whole set or pick the ones you like.

Starter Sets

Main Idea

Skills: Support, Tell, Recall, Explain, Identify, Assess, Choose, List, Discover, Select, Summarize, Reflect, Relate, Judge, Defend, Examine, Rephrase

Understanding Perspectives

Skills: Interpret, Assess, Choose, Record, Reflect, Explain, Relate, Distinguish, Identify, Support, Use Evidence, Defend, Examine, Extend, Summarize

Making Predictions

Skills: List, Predict, Propose, Discover, Examine, Explain, Extend, Identify, Support, Assess, Evaluate

KWLQ

Skills: Show, List, Recognize, Record, Report, Identify, Assess, Plan, Find, Explain, Express, Examine, Reflect, Analyse, Rate, Draw Conclusions

Compare and Contrast

Skills: Choose, Recall, Contrast, Recognize, Compare, Examine, Explain, Extend, List, Describe, Record, Reflect, Appraise, Assess, Select, Support, Cite Evidence, Propose, Discover, Evaluate

Identify and Define

Skills: Interpret, Define, Recall, Examine, Explain, Express, Rephrase, Identify, Imagine, Visualise, Dissect, Extend, Apply

Questions by Category

Critical Thinking

Skills: Use Evidence, Predict, Draw Conclusions, Compare and Contrast, Infer

Vocabulary

Skills: Parts of Speech, Define, Synonyms, Antonyms, Write, Context Clues

Inquiry

Skills: Use Evidence, Question, Research, Validate, Evaluate, Identify

Reflection

Skills: Perspective, Evaluate, Consider, Apply, Imagine, Opinion

Comprehension

Skills: Patterns, Use Evidence, Cause and Effect, Main Idea and Details, Analyse

Making Connections

Skills: Assess, Associate, Compare and Contrast, Evaluate, Reflect, Apply

Student Instructions

Add

Prior Knowledge Question

Add

Questions

Pick a question to see it here or Add a Custom Question

Save and Review

Cancel Activity

Preview Student Activity Pack

250

Britannica LAUNCHPACKS™

Home

Search

Notifications

Help

Hannah

The Solar System

GRADES 6-8

Create Activity Pack: Teacher View

View Activity Builder

Show Pack

Starter Set:

Compare and Contrast

Add Entire Set

Activity Instructions

Compare two things using the resources in this Pack. Think about how these things are the same. Then, contrast them by thinking about how they are different. What can you learn about each thing by studying them side by side?

Add

Show questions suitable for grade levels:

Pre-K-2

3-5

6-8

9-12

1

Choose two resources to compare. Which two resources will you use?

Add

2

Closely examine the two resources you picked. Find two to three details in them that illustrate how these resources are similar to each other. Describe these similarities.

Add

3

Now review the resources again. Find two to three details in them that illustrate how these resources are different from one another. Describe these differences.

Add

4

Are these two resources more alike or more different? Why?

Add

5

Is there a third resource in the Pack that could be compared to the first two? Which resource is it?

Add

6

Reflect on the process of comparing and contrasting. Did you learn something new by examining these resources side by side that you might not have learned otherwise? Explain what you learned.

Add

Add Entire Set

Student Instructions

Add

Prior Knowledge Question

Add

Questions

Pick a question to see it here or Add a Custom Question

Save and Review

Cancel Activity

Preview Student Activity Pack


## Questions by Category

Add individual Questions by Category to build your own activity.


## Activity Builder

Edit question content. Browse and change pre-set question per Grade Level. Add Custom Questions.

# Activities: Save, Preview & Assign




HomeSearchNotificationsHelpHannah



## The Solar System

GRADES 6-8 | Custom Pack created by Hannah

Student Activity PackContent Type: All




ARTICLE

### star

For thousands of years, people have gazed at thousands of stars in the night sky. For most of this time, they could only guess about the nature of these pinpoints of light....

Article Reading Level

123



ARTICLE


### astronomy

Since the beginnings of humankind, people have gazed at the heavens. Before the dawn of history someone noticed that certain celestial bodies moved in orderly and predictable....

**Britannica Note:**  
Read the section "The Solar System" to learn more about this topic.

Article Reading Level

123




ARTICLE

### asteroid


The many small bodies called asteroids are chunks of rock and metal that orbit the Sun. Most are found in the main asteroid belt, a doughnut-shaped zone between the orbits of...

Article Reading Level


123



IMAGE



ARTICLE



ARTICLE

Activity

Student preview

STATUS

Draft

Print activity

Assign

Schedule

LENGTH

6 Questions

Activity Instructions

Compare two things using the resources in this Pack. Think about how these things are the same....

Edit

Prior Knowledge Question

Add

Questions

Edit

1 Choose two resources to compare. Which two resources will you use?

2 Closely examine the two resources you picked. Find two to three details in them that illustrate how these resources are

## Save

Save and Preview your Activity. Save As New Activity to easily duplicate the Activity you have just created.

## Preview

View what the student would see using Student Preview.

## Assign or Schedule

Assign your finished Pack to a Class immediately or Schedule for a later date.



# Activities: Review Student Progress

The screenshot shows the 'Activities' page for user Hannah. The left sidebar contains navigation links: Notifications, Activities (selected), Classes, Schedule, and Account Settings. The main content area has tabs for 'Learning Strategies' and 'Question Sets'. Below these are filters for 'All Classes' and 'All Activity Statuses', and a checkbox for 'Show only ready to review'. Three activity cards are displayed, each for 'Hot Springs'. Each card shows a progress bar, a 'Review Progress' button, and a 'DUE' date. A blue arrow points to the 'Review Progress' button on the third card.

Activity Pack	Questions	Due Date	Days Left	Student Progress
Activity Pack - OPEN	1	28 Aug 2019	0	2
Activity Pack - OPEN	3	30 Aug 2019	0	2
Activity Pack - OPEN	3	23 Aug 2019	0	1

## Activities Dashboard

Access all your drafted, scheduled and open Activities from the Activities Page.

## Progress Bar

The Progress Bar on an Open Activity Pack shows a real-time summary of class completion progress.

## Review Responses

Click Review Progress to monitor student responses by student or by question.

# My LaunchPacks

The image shows two screenshots of the Britannica LaunchPacks interface. The top screenshot is the 'Create An Account' page, which includes a 'Sign in with Google' button, a 'Create a Britannica personal account' section with fields for Username, Password, Confirm new password, First Name, and Last Name, and informational text about saving work, signing in from anywhere, and that it's totally free. The bottom screenshot shows the 'My LaunchPacks' dashboard, which has a green header with a user profile icon and the text 'My LaunchPacks'. Below the header are tabs for 'All', 'Favorites', 'Customized', and 'Annotated'. The main content area displays a grid of 'All LaunchPacks' with a 'Sort by: Most Recent' dropdown. The grid contains ten cards, each with a title, a list of contents (Articles, Images, Videos, Documents, Links, Quizzes), and a grade level (e.g., GRADES 3-5, GRADES 9-12).

**Create An Account**

Complete the information below to create your Britannica personal account. If you already have a personal account you can [Sign In](#).

[Sign in with Google](#)

or

Create a Britannica personal account

Username

Password

Your password must be between 4 and 22 characters in length.

Confirm new password

First Name

Last Name

**Save your work**  
Create customised Packs by adding notes and uploading your own content, or bookmark your favourite packs for quick access.

**Sign in from anywhere**  
With a free personal account, you can gain access to LaunchPacks and any other Britannica subscriptions while away from your institution.

**It's totally free**  
Personal accounts come free with your institution's subscription.

[Learn more about the benefits of personal accounts.](#)

**My LaunchPacks**

All Favorites Customized Annotated

All LaunchPacks Sort by: Most Recent

**Hot Springs** 2  
This Pack contains:  
3 Articles  
2 Images  
2 Videos  
GRADES 3-5

**Forces** 2  
This Pack contains:  
7 Articles  
2 Images  
2 Videos  
1 Website  
GRADES 9-12

**Life Cycles** ★  
This Pack contains:  
4 Articles  
4 Images  
1 Video  
GRADES 3-5

**Climate Change** 2  
This Pack contains:  
5 Articles  
3 Images  
4 Videos  
4 Documents  
3 Links  
1 KAHOO! Quiz  
GRADES 3-5

**Biodiversity** 2  
This Pack contains:  
2 Articles  
2 Images  
4 Videos

**Animals** 2

**The Solar System - Project Based Learning** 2

**Custom Pack with Personalized Content**

**DNA and Modern Genetics** 2

**DNA and Modern Genetics** 2

## Create your Account

Create a My LaunchPacks Account using Britannica credentials. You can also Sign In with your Google account.

## My LaunchPacks

Inside My LaunchPacks you can view, edit and schedule all your Favorite, Customized and Annotated Packs.

## Access

Access My LaunchPacks anytime from your Account drop-down menu.

# English as a Second Language

## Dictionary

Double-click any word within an article or primary source to see a Quick-Click dictionary definition.

## Adjustable Reading Levels

Articles have up to 3 different reading levels. Individuals can read within their comfort zone by selecting the level most suited to them.

## Read Aloud

Click the play icon to listen to an audio version of an article.

The screenshot displays the Britannica LaunchPacks interface. At the top, there's a navigation bar with 'Home', 'Search', 'Notifications', 'Help', and a user profile 'Willa Student 2 Wei'. Below this, a 'Back to The Solar System Pack' link is visible. The main content area is split into two columns. The left column shows the English article 'Sun' with a table of contents and a list of annotations. The right column shows the Chinese version of the article, titled '太陽' (Sun), with a similar table of contents and a list of annotations. Both versions include a 'Reading Level' selector with options 1, 2, and 3. A 'Page Tools' panel on the right side of the English version contains icons for zooming, printing, and other functions. A large image of the Sun is visible at the bottom of the article content.

## Support for all English Abilities.

Britannica LaunchPacks has a range of inbuilt tools to support students learning English as a second language.

## Content Translator

Translate an entire article into over 100 languages. Click the globe icon in Page Tools.

## Notes

[illegible]



**Access ID** \_\_\_\_\_

**Passcode** \_\_\_\_\_

**Username** \_\_\_\_\_

**Password** \_\_\_\_\_



To learn more, contact us:

Web: [elearn.eb.com](http://elearn.eb.com) | Email: [contact@eb.com.au](mailto:contact@eb.com.au) | Phone: +61 2 9915 8800

© 2020 Encyclopædia Britannica Inc.